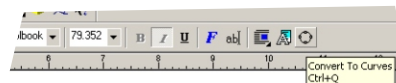



Type the word


*j*




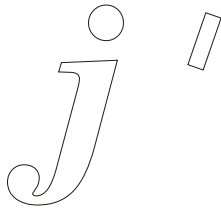
Convert the word to curves. Now you cannot retype over it, it is now just a drawing, not text.




Select letter, or marquee select the word and left click the X at the top of the color bar on the right. This clears the color fill of the letter. If you can't see the letter now, right click on the black color, just below the X. That changes the outline of the letter from clear to black so you can see it.



Double left click the rectangle until you see the arrows. Grab the top corner arrow and turn the rectangle to match the slant of the j.



Move rectangle onto the j.



Marque select all and open the WELD , tell weld to and hit any one of the 3 parts.

